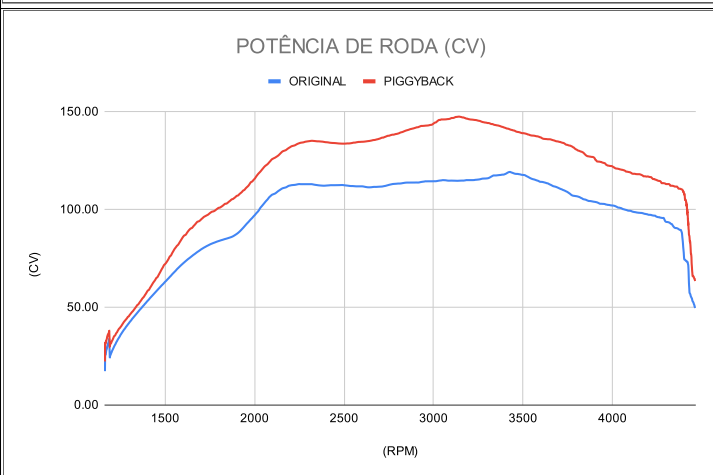
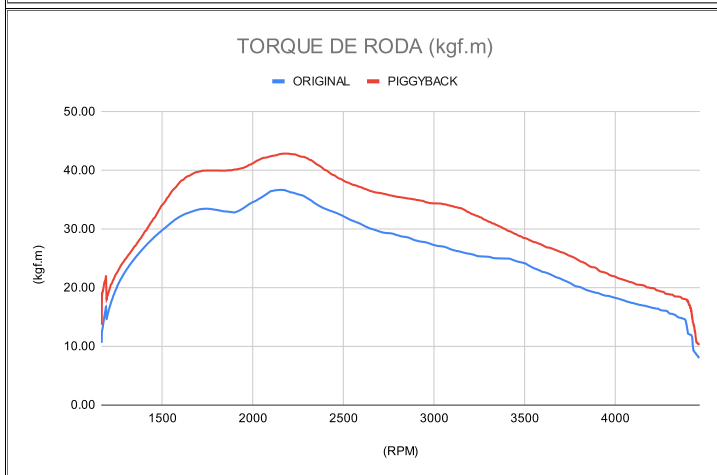
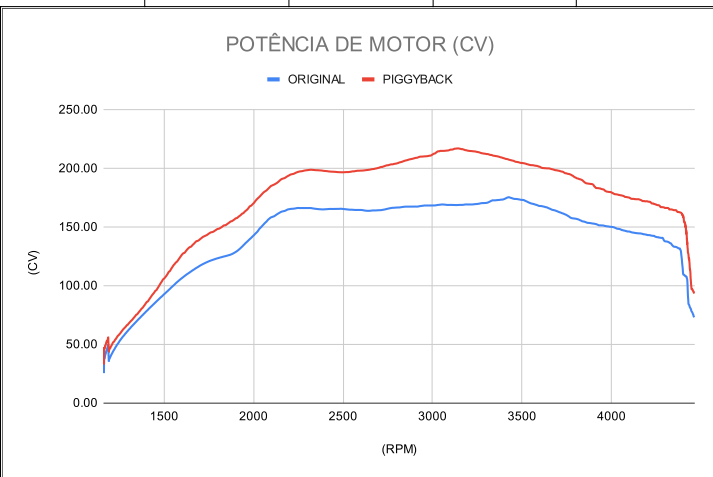
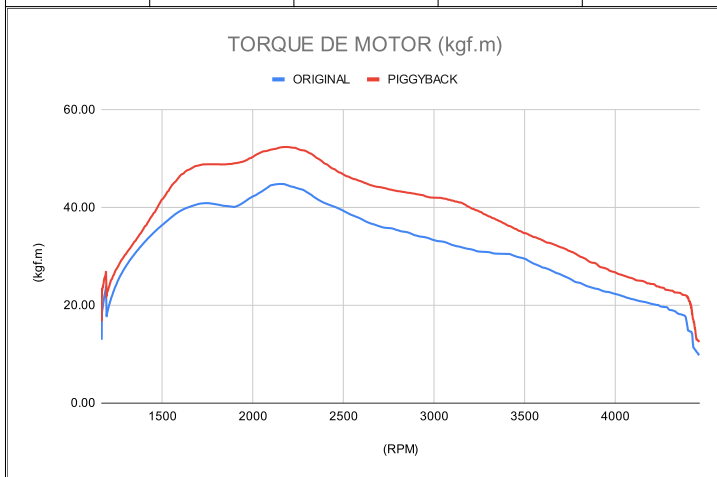


## Toyota Hilux SW4 2.8 TD



DINAMOMETRO	MODELO 2025 4WD (4X4) FOSSO E COM FREIO ELETROMAGNÉTICO			
TEMPERATURA	32.1 °C	DATA DO TESTE	25/11/2025	
UMIDADE	40.6 %	COMBUSTÍVEL	DIESEL	
NORMA	NBR ISO1585			
GANHO MÁXIMO DE TORQUE (9.8 kgf.m)				
RPM	ORIGINAL	PIGGYBACK		GANHO(%)
1936	39.38	49.18		24.89

GANHO MÁXIMO DE POTÊNCIA (49.96 CV)			
RPM	ORIGINAL	PIGGYBACK	GANHO(%)
3134	168.03	217.99	29.73



\* Curvas de potência e torque do motor calculadas com base nas especificações técnicas do fabricante.